

## Log-on fejl – Log-on error

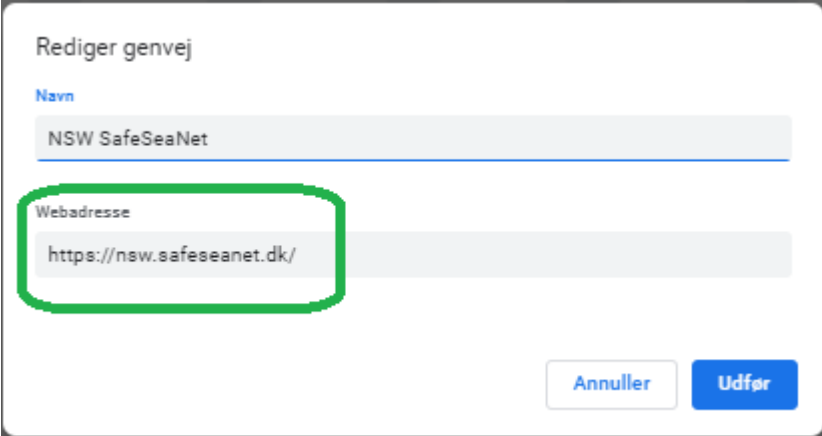
Vi oplever i øjeblikket en del, som pludselig ikke kan logge ind på SafeSeaNet via det link de normalvis bruger. De bliver af systemet mødt med en besked om at kontakte os. Grunden til dette skyldes en browser-opdatering, som vi ikke er herre over, og det kan heldigvis nemt løses. Følg denne vejledning:

1. Du skal slette din "hurtig-adgang"/"favorit"/"bogmærke" (kært barn har mange navne)
2. Log på SafeSeaNet via dette link: <https://nsw.safeseanet.dk> det er vigtigt at bruge dette link, selvom det er identisk med det du lige har slettet.
3. Når du er logget helt ind og står på "dashboard", gemmer du som en "hurtigadgang"/"favorit"/"bogmærke" igen. Det er ved at trykke på "stjerne".

I kan også tjekke jeres eksisterende "hurtig-adgang"/"favorit"/"bogmærke" –dette gøres således:

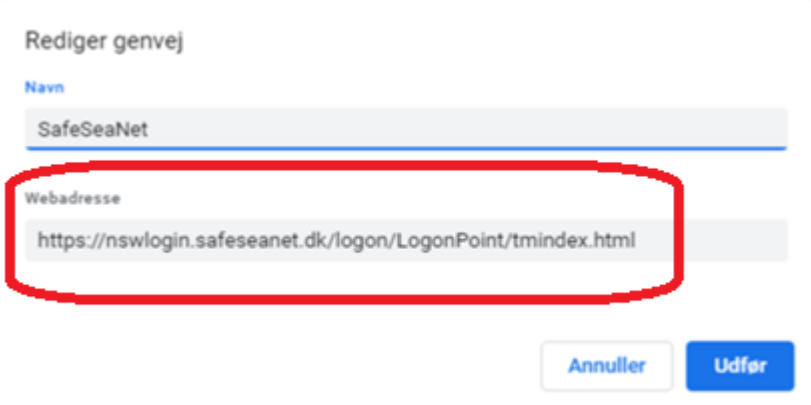
Vælg rediger genvej:

RIGTIGT!



The screenshot shows a dialog box titled "Rediger genvej" (Edit shortcut). It has two input fields: "Navn" (Name) with the value "NSW SafeSeaNet" and "Webadresse" (Web address) with the value "https://nsw.safeseanet.dk/". The "Webadresse" field is highlighted with a green rounded rectangle. At the bottom right, there are two buttons: "Annuller" (Cancel) and "Udfør" (Done).

FORKERT!



The screenshot shows a dialog box titled "Rediger genvej" (Edit shortcut). It has two input fields: "Navn" (Name) with the value "SafeSeaNet" and "Webadresse" (Web address) with the value "https://nswlogin.safeseanet.dk/logon/LogonPoint/tminindex.html". The "Webadresse" field is highlighted with a red rounded rectangle. At the bottom right, there are two buttons: "Annuller" (Cancel) and "Udfør" (Done).

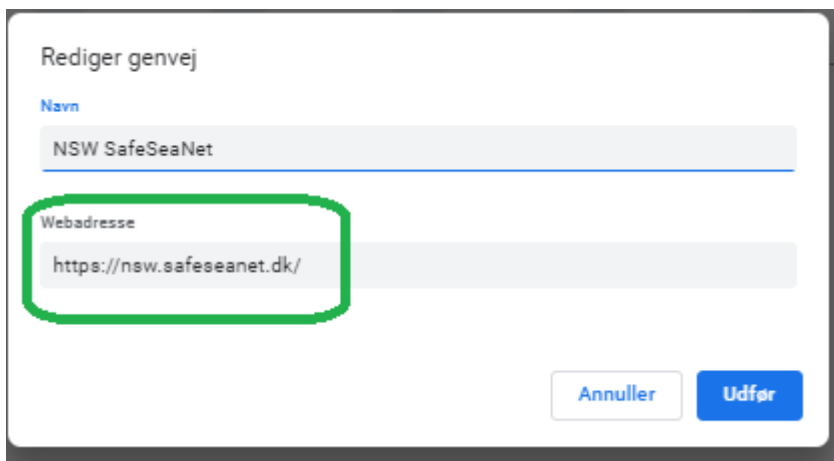
We are currently experience that some of our users can't log on to SafeSeaNet using their normal link. The system tells them to contact us at the administration. The reason for this is due to some browser updates. It's out of our hands, but this is how to solve it:

1. You have to delete your saved link/favorite/bookmark for SafeSeaNet.
2. Use this link to log on: <https://nsw.safeseanet.dk> it's important to use this link even though it identical with the one you just deleted.
3. When you have logged in again to your "dashboard", you save as a favorite/bookmark again. You save by clicking on the "star-icon".

If you already has established a shortcut please check if it matches the screenshot below

Choose edit bookmark in the browser

CORRECT!



Rediger genvej

Navn

NSW SafeSeaNet

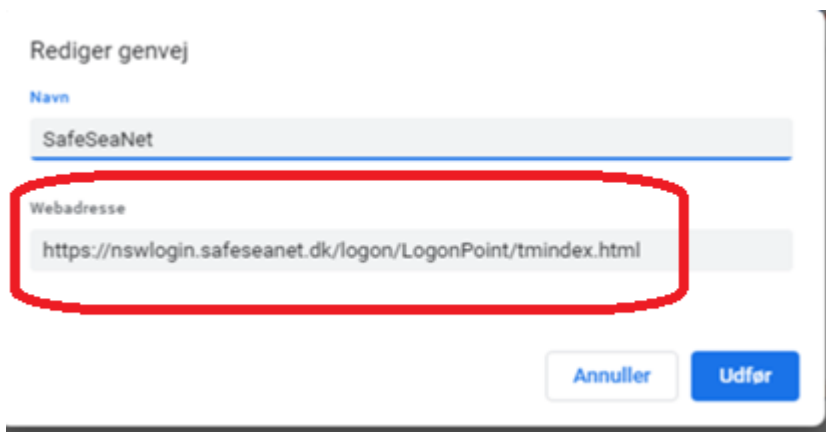
Webadresse

<https://nsw.safeseanet.dk/>

Annuller Udfer

This screenshot shows a browser bookmark editor window titled "Rediger genvej". It has two input fields: "Navn" (Name) containing "NSW SafeSeaNet" and "Webadresse" (Web address) containing "https://nsw.safeseanet.dk/". The "Webadresse" field is highlighted with a green rounded rectangle. At the bottom right, there are two buttons: "Annuller" (Cancel) and "Udfer" (Done).

WRONG!



Rediger genvej

Navn

SafeSeaNet

Webadresse

<https://nswlogin.safeseanet.dk/logon/LogonPoint/tmindex.html>

Annuller Udfer

This screenshot shows a browser bookmark editor window titled "Rediger genvej". It has two input fields: "Navn" (Name) containing "SafeSeaNet" and "Webadresse" (Web address) containing "https://nswlogin.safeseanet.dk/logon/LogonPoint/tmindex.html". The "Webadresse" field is highlighted with a red rounded rectangle. At the bottom right, there are two buttons: "Annuller" (Cancel) and "Udfer" (Done).